

**CITY OF EAST BETHEL
EAST BETHEL, MINNESOTA**

RESOLUTION NO. 2018-20

**A RESOLUTION MODIFYING FEES TO BE COLLECTED BY THE CITY OF
EAST BETHEL IN 2018**

WHEREAS, The City Council of the City of East Bethel is the governing body of the City of East Bethel; and

WHEREAS, The City Council reviews and revises the Fees in which are charged for various items on an annual basis; and

WHEREAS, fee charges for certified copies of documents had not been included at the time of adoption of the 2018 Fee Schedule on December 6, 2017;

NOW THEREFORE, BE IT RESOLVED BY THE CITY COUNCIL OF EAST BETHEL, MINNESOTA THAT: Resolution 2017-64 Establishing 2018 Fee Schedule is hereby modified with the addition as follows:

GENERAL FEES:

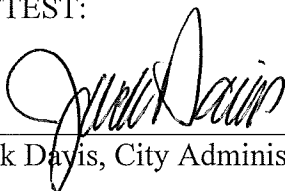
Certified Copy	\$5.00
----------------	--------

Adopted this 2nd day of May, 2018 by the City Council of the City of East Bethel.



Steven R. Voss, Mayor

ATTEST:



Jack Davis, City Administrator

**CITY OF EAST BETHEL
EAST BETHEL, MINNESOTA**

RESOLUTION NO. 2017-64


**A RESOLUTION MODIFYING FEES TO BE COLLECTED BY THE CITY OF
EAST BETHEL IN 2018**

WHEREAS, The City Council of the City of East Bethel is the governing body of the City of East Bethel; and

WHEREAS, The City Council reviews and revises the Fees in which are charged for various items on an annual basis; and


NOW THEREFORE, BE IT RESOLVED BY THE CITY COUNCIL OF EAST BETHEL, MINNESOTA THAT: this resolution establishes that the Fee Schedule is hereby modified to the attached starting January 1, 2018.

Adopted this 6th day of December, 2017 by the City Council of the City of East Bethel.



Brian K. Mundle, Acting Mayor

ATTEST:



Jack Davis, City Administrator

**City of East Bethel
2018 Fee Schedule**

UTILITY OPERATION FEES	
<i>Water and Sewer - Access Charges</i>	
WATER SYSTEM ACCESS CHARGE-WHISPERING ASPEN	\$500
SEWER SYSTEM ACCESS CHARGE-WHISPERING ASPEN	\$3,350
SEWER SYSTEM ACCESS CHARGE- MET COUNCIL	\$3,185
WATER SYSTEM ACCESS CHARGE-PHASE I WATER SYSTEM SERVICE AREA	\$3,600
SEWER SYSTEM ACCESS CHARGE-PHASE I SEWER SYSTEM SERVICE AREA	\$2,000
SEWER TRUNK CHARGE - PHASE 1 SEWER SYSTEM SERVICE AREA (USERS WITH ERU >1 or NON-RESIDENTIAL CONNECTIONS)	\$11,500
SEWER SYSTEM ACCESS CHARGE- MET COUNCIL	\$3,185
<i>Water - Operational Charges</i>	
(1) Water use Charges - Whispering Aspen (Residential)	
BASE CHARGE	\$18.77 PER MONTH
USAGE CHARGES:	
0 - 2,000 GALLONS PER MONTH	\$10.60 PER 1,000 GALLONS
2,001 - 5,000 GALLONS PER MONTH	\$12.72 PER 1,000 GALLONS
5,001 - 10,000 GALLONS PER MONTH	\$15.26 PER 1,000 GALLONS
OVER 10,000 GALLONS PER MONTH	\$18.32 PER 1,000 GALLONS
(2) Water Use Charges – Phase I Water System Service Area (Residential and Commercial)	
BASE CHARGE	\$16.40 PER ERU PER MONTH
USAGE CHARGES:	
0 - 10,000 GALLONS PER MONTH	\$3.30 PER 1,000 GALLONS
OVER 10,000 GALLONS PER MONTH	\$3.90 PER 1,000 GALLONS
(3) Water Use Charges – Bulk Water Use	
USAGE CHARGES:	
0 - xxx GALLONS PER MONTH	\$3.90 PER 1,000 GALLONS
<i>Sewer - Operational Charges</i>	
(1) Sewer Treatment - Residential and Commercial	
BASE CHARGE	\$5.45 PER MONTH PER ERU
USAGE CHARGE	\$5.20 PER 1,000 GALLONS
<i>(Residential based on water use during January)</i>	
(2) Sewer Treatment - Mobile Park (Greystone)	
BASE CHARGE	\$912.44 PER MONTH
USAGE CHARGE	\$8.08 PER 1,000 GALLONS

**City of East Bethel
2018 Fee Schedule**

Other Charges	
STREET LIGHTING CHARGE -WHISPERING ASPEN / VIKING PRESERVE	\$1.50 PER MONTH
WATER TURN ON/OFF FEE	\$75
CONNECTION INSPECTION (NEW OR REPAIR) - SEWER	\$80
CONNECTION INSPECTION (NEW OR REPAIR) - WATER	\$80
PENALTY CHARGES	Bills are due within 25 days from the date of billing. Bills not paid in full by the due date will pay a service charge of 10% of the current charges. Beginning 30 days after the due date, all unpaid balances will accrue interest at the rate of 1.5% per period. All amounts that are more than 30 days past due on the last day of November each year may be certified to the County Auditor as unpaid and delinquent. The certified amount, plus a service charge to pay for the assessment process, shall be extended as a tax lien on the respective property. This amount will be added to the following year's property tax assessment.
TAX CERTIFICATION OF DELINQUENT ACCOUNTS	\$70.00
GENERAL FEES	
ADVERTISING FEES	
<i>NEWSLETTER ADS</i>	
SMALL	\$35.00/issue, or \$125.00/full year (4 issues)
MEDIUM	\$70.00/issue, or \$250.00/full year (4 issues)
LARGE	\$140.00/issue, or \$500.00/full year (4 issues)
<i>WEBSITE AD</i>	\$25.00/month, minimum of 3 months. Media Center page only.
<i>CHANNEL 10 COMMERCIAL AD</i>	\$25.00/month, minimum of 3 months.
<i>ICE ARENA ADS</i>	
ZAMBONI	\$500.00/side, or \$1500/entire machine for 1 year. Production cost varies on logo
DASHERS	\$300.00/year, plus \$100.00 production cost
WALL	\$300.00/year, plus \$100.00 production cost
IN-ICE	\$500.00/year. Production cost varies on logo detail.
DATA/INFORMATION RETRIEVAL FEE - STAFF TIME (REQUESTS MUST BE IN WRITING, NO CHARGE IF LESS THAN 30 MINUTES STAFF TIME)	2.5 TIMES HOURLY RATE
NOTARY FEE	\$1
ASSESSMENT SEARCH (ALL REQUESTS MUST BE IN WRITING, NO CHARGE TO HOMEOWNERS)	\$20
BLACK AND WHITE COPY CHARGE	\$.25 PER PAGE
COLOR COPY CHARGE	\$.50 PER PAGE
CERTIFIED COPY	\$5.00 PER DOCUMENT
FAX CHARGE (SEND OR RECEIVE)	\$1.00 PER PAGE
RESEARCH FEE	\$50.00 MINIMUM FEE PLUS ANY ADDITIONAL COSTS BILLED TO CITY OVER MINIMUM
CITY MAPS-COUNTY PROVIDED (IF CURRENT)	\$2

**City of East Bethel
2018 Fee Schedule**

CITY MAPS - 11 X 17	\$5
CITY MAPS - 36 X 36	\$10
VIDEOTAPE COPY OF MEETING	\$10
RETURNED CHECK CHARGE	\$30
ELECTION FILING FEE	\$5
GARBAGE HAULER'S LICENSE	\$300
CIGARETTE VENDOR LICENSE	\$200
STRAY ANIMAL PICKUP FEE: 8:00 A.M. - 7:00 P.M.	contracted
STRAY ANIMAL PICKUP FEE: 7:00 P.M. - 8:00 A.M.	contracted
ANIMAL BOARDING FEE	contracted
POTENTIALLY DANGEROUS DOG REGISTRATION	\$250
DANGEROUS DOG REGISTRATION	\$500
KENNEL LICENSE APPLICATION FEE	\$150
KENNEL LICENSE ANNUAL FEE	\$50
LIQUOR LICENSES:	
3.2 LIQUOR ON SALE	\$250
3.2 LIQUOR OFF SALE	\$150
LIQUOR ON SALE	\$3,500
LIQUOR OFF SALE***	\$380
SUNDAY LIQUOR SALE	\$200
WINE	\$500
LICENSEE INVESTIGATION FEE	\$300
BREWERY/TAPROOM ON-SALE	\$250
OFF-SALE GROWLER	\$150
MICRODISTILLERY OFF-SALE	\$380
CATERER'S PERMIT FEE	\$20
MASSAGE ESTABLISHMENT LICENSE	
INITIAL FEE	\$200
ANNUAL RENEWAL FEE	\$100
LICENSEE INVESTIGATION FEE	\$300
MASSAGE THERAPIST LICENSE	
INITIAL FEE	\$100
ANNUAL RENEWAL FEE	\$100
LICENSEE INVESTIGATION FEE	\$300
PAWNBROKER/SECONDHAND GOODS DEALER	\$5,000 ANNUAL FEE
DEALER INVESTIGATION FEE	\$3,000
TRANSACTION FEE	\$5 PER TRANSACTION
TRANSIENT MERCHANT LICENSE	\$500 ANNUAL/\$250 60 DAYS
PEDDLER/SOLICITOR LICENSE	\$1,000 ANNUAL/IF CITED FOR OPERATING WITHOUT A LICENSE \$1,000 ADDITIONAL/ \$85 30 day permit
APPLICATION INVESTIGATION FEE	\$50
SEXUALLY ORIENTED BUSINESS LICENSE	\$10,000
LICENSEE INVESTIGATION FEE	\$3,000
VEHICLE DEALER LICENSE	\$350 ANNUAL FEE

**City of East Bethel
2018 Fee Schedule**

RIGHT OF WAY ACCESS FEE	\$300
NUISANCE ABATEMENT	\$150 OR 25% OF ACTUAL COSTS, WHICHEVER IS GREATER + ACTUAL COSTS
TAX CERTIFICATION OF NUISANCE ABATEMENT	\$70

(c) The fee set by the jurisdiction issuing the license shall be reduced by \$100 if the following conditions are met:	
(1) the licensee agrees to have a private vendor train all employees within 60 days of hire and annually thereafter in laws pertaining to the sale of alcohol, the rules for identification checks, and the responsibilities of establishments serving intoxicating liquors;	
(2) the licensee agrees to post a policy requiring identification checks for all persons appearing to be 30 years old or less; and	
(3) a cash award and incentive program is established by the licensee, to award employees who catch underage drinkers, and a penalty program is established to punish employees in the event of a failed compliance check.	
CEMETERY FEES	
CEMETERY PLOTS	\$800
SUMMER PLOT DIGGING	\$600
WINTER PLOT DIGGING (NOVEMBER 1 THRU MAY 1)	\$800
SUMMER CREMATION PLOT DIGGING	\$300
WINTER CREMATION PLOT DIGGING (NOVEMBER 1 THRU MAY 1)	\$400
SUMMER INFANT PLOT DIGGING	\$450
WINTER INFANT PLOT DIGGING	\$550
ADDITIONAL DIGGING FEE, IF AFTER HOURS (AFTER 3:00 MONDAY - FRIDAY, ALL SATURDAYS, SUNDAYS & HOLIDAYS)	\$100
MARKER SETTING FEE	\$50
PLANNING AND ZONING FEES	
ADMINISTRATIVE SUBDIVISION	\$300 + CONSULTING FEES; \$1,000 ESCROW REQUIRED
ADVISORY SIGNAGE RENTAL	USAGE FEE - \$125; DEPOSIT OF \$650 REQUIRED
CERTIFICATE OF COMPLIANCE - TEMP/SEASONAL SALES	\$150
COMPREHENSIVE PLAN AMENDMENT	\$1,000 + CONSULTING FEES; \$1,000 ESCROW REQUIRED
COMPREHENSIVE PLAN DOCUMENT	\$40
CONCEPT PLAN REVIEW	\$500 + CONSULTING FEES; \$500 ESCROW REQUIRED
CONDITIONAL USE PERMIT	\$500 + CONSULTING FEES; \$1,000 ESCROW REQUIRED
CONDITIONAL USE PERMIT AMENDMENT	\$300 + CONSULTING FEES; \$1,000 ESCROW REQUIRED
CONSULTING FEES	ACTUAL COSTS BILLED TO THE CITY; ENGINEERING, LEGAL, ETC.
COUNTY FILING FEE REIMBURSEMENT	\$55
DRIVEWAY ESCROW	\$1,800
ENVIRONMENTAL REVIEW	\$350; \$650 ESCROW REQUIRED
FINAL PLAT	\$300 + CONSULTING FEES + \$1,000 Escrow + \$50/LOT IF NEW ROAD
FLOODPLAIN REVIEW	\$150 + CONSULTING COSTS
GRADING PERMIT	\$50 + CONSULTING FEES + \$500 Escrow Required
INTERIM USE PERMIT	\$150 + CONSULTING FEES; \$300 ESCROW REQUIRED
INTERIM USE PERMIT AMENDMENT	\$150 + CONSULTING FEES; \$300 ESCROW REQUIRED

**City of East Bethel
2018 Fee Schedule**

INTERIM USE PERMIT FOR 6 OR LESS CHICKENS	\$100
INTERIM USE PERMIT RENEWAL	\$50
LANDSCAPE PLAN ESCROW	\$1,500
MAJOR MINING (GREATER THAN 5,000 CUBIC YARDS)	\$1,000 + CONSULTING FEES; \$1,500 ESCROW REQUIRED
METES AND BOUNDS SPLIT	\$300 + CONSULTING FEES; \$1,000 ESCROW REQUIRED
MINOR MINING (BETWEEN 1,000 AND 5,000 CUBIC YARDS)	\$500 + CONSULTING FEES; \$1,000 ESCROW REQUIRED
OUTDOOR ENTERTAINMENT PERMIT	\$150
PARK DEDICATION	
RESIDENTIAL	10% OF LAND OR CASH NOT TO EXCEED \$2,000 PER LOT (SEE CITY ORDINANCE FOR FURTHER DETAILS)
COMMERCIAL	5% OF LAND OR CASH NOT TO EXCEED \$2,000 PER ACRE (SEE CITY ORDINANCE FOR FURTHER DETAILS)
PERMANENT SIGN PERMIT	CALCULATED BASED ON IMPROVEMENT VALUATION PER STATE
PLANNED UNIT DEVELOPMENT	\$700 + CONSULTING FEES; \$1,000 ESCROW REQUIRED
PLANNED UNIT DEVELOPMENT AMENDMENT	\$300 + CONSULTING FEES; \$500 ESCROW REQUIRED
PRELIMINARY PLAT	\$500 + \$25.00/lot + CONSULTING FEES; \$5,000 ESCROW REQUIRED
REZONING	\$1,000 + CONSULTING FEES; \$1,000 ESCROW REQUIRED
SIDEWALK ESCROW (WHISPERING ASPEN)	\$150
SITE PLAN REVIEW	\$500 + CONSULTING FEES; \$1,000 ESCROW REQUIRED
STREET SIGN	\$150
TAX INCREMENT FINANCING APPLICATION FEE	\$3,000 + CONSULTING FEES; \$12,000 ESCROW REQUIRED
TEMP/SEASONAL OUTDOOR SALES PERMIT	\$150
TEMPORARY SIGN PERMIT - AFTER SIGN PLACEMENT	\$80
TEMPORARY SIGN PERMIT - BEFORE SIGN PLACEMENT	\$40
VACATION	\$200 + CONSULTING FEES; \$1,000 ESCROW REQUIRED
VARIANCE	\$300 + CONSULTING FEES; \$500 ESCROW REQUIRED
WETLAND REVIEW	\$150 + CONSULTING COSTS
ZONING ORDINANCE DOCUMENT	\$40
ZONING TEXT AMENDMENT	\$500 + CONSULTING FEES; \$500 ESCROW REQUIRED
BUILDING INSPECTION FEES	
ACCESSORY BUILDING PERMIT	CALCULATED BASED ON VALUATION PER 1997 UBC Table 1-A
ADDITION PERMIT	CALCULATED BASED ON VALUATION PER 1997 UBC Table 1-A
ALTERATION	CALCULATED BASED ON VALUATION PER 1997 UBC Table 1-A
BASEMENT FINISH PERMIT	CALCULATED BASED ON VALUATION PER 1997 UBC Table 1-A
DECK	\$150
DEMOLITION / BLDG OR PARTIAL	\$50
DRIVEWAY PERMIT	\$50
FENCE OVER 6FT PERMIT or FENCE CERTIFICATE	\$50
FIRE ALARM SYSTEM	CALCULATED BASED ON IMPROVEMENT VALUATION PER STATE
FIRE SPRINKLER INSTALLATIONS	CALCULATED BASED ON IMPROVEMENT VALUATION PER STATE
FIREPLACE PERMIT	\$75/RESIDENTIAL PROPERTY
FUEL TANK PERMIT – ADDING OR REMOVING	\$50/RESIDENTIAL PROPERTY

**City of East Bethel
2018 Fee Schedule**

GARAGE PERMIT – ATTACHED/DETACHED	CALCULATED BASED ON VALUATION PER 1997 UBC Table 1-A
GAS LINE INSTALLATION PERMIT	\$15
MANUFACTURED HOME INSTALLATION PERMIT	\$100
MECHANICAL HVAC PERMIT	\$80
NEW CONSTRUCTION	CALCULATED BASED ON VALUATION PER 1997 UBC Table 1-A
NEW CONSTRUCTION – WHISPERING ASPENS / VIKING PRESERVE	CALCULATED BASED ON VALUATION PER 1997 UBC Table 1-A WITH SAC, WAS, WATER METER AND CONNECTION, AND STREET IMPROVEMENT CHARGES.
PLUMBING PERMIT	\$30 + \$10 PER OPENING
POOL PERMIT – ABOVE GROUND	\$50
POOL PERMIT – BELOW GROUND	\$100
REMODEL PERMIT	CALCULATED BASED ON VALUATION PER 1997 UBC Table 1-A
REPAIR PERMIT	CALCULATED BASED ON VALUATION PER 1997 UBC Table 1-A
ROOFING PERMIT	\$100
SEPTIC - REPAIR	\$100
SEPTIC PERMIT – ALTERNATIVE (TYPE IV) SYSTEM	\$200.00 plus actual cost of plan review / inspections or \$300.00 minimum
SEPTIC PERMIT - NEW CONSTRUCTION/REPLACEMENT	\$300
SEPTIC PUMPING PERMIT	\$5
SEPTIC TANK/HOLDING TANK PERMIT	\$100
SIDING PERMIT	\$80
THREE SEASON OR PORCH	CALCULATED BASED ON VALUATION PER 1997 UBC Table 1-A
WATER HEATER PERMIT	\$50
WATERPROOFING PERMIT	\$50
WINDOWS/DOORS – NO CHANGE TO OPENING SIZE PERMIT	\$50
WINDOWS/DOORS – CHANGE TO OPENING SIZE PERMIT	CALCULATED BASED ON VALUATION PER 1997 UBC Table 1-A
MISCELLANEOUS BUILDING FEES	
CELL TOWER PERMIT	CALCULATED BASED ON VALUATION PER 1997 UBC Table 1-A
FINE FOR FAILING TO OBTAIN REQUIRED PERMIT	EQUAL TO THE CALCULATED PERMIT FEE AMOUNT
MISC FEE	\$1
MISC PERMITS THAT DO NOT REQUIRE PLAN REVIEW	\$50
MISC PERMITS THAT DO REQUIRE PLAN REVIEW	CALCULATED BASED ON VALUATION PER 1997 UBC Table 1-A
PLAN CHECK	65% OF BUILDING PERMIT FEE
RE-INSPECTION/ADMINISTRATIVE FEE	\$65 PER INSPECTION
SPECIAL INSPECTIONS - HOURLY RATE	\$50
VERIFICATION OF STATE CONTRACTOR LICENSE	\$5
COMMERCIAL BUILDING FEES	
COMMERCIAL CONSTRUCTION PERMIT FEES	CALCULATED BASED ON VALUATION PER 1997 UBC Table 1-A
COMMERCIAL FIREPLACE PERMIT	\$75/FIREPLACE
COMMERCIAL FUEL TANK PERMIT – ADDING OR REMOVING	\$50/TANK
COMMERCIAL MECHANICAL HVAC PERMIT	\$80 OR 1.5% OF VALUATION, WHICHEVER IS GREATER
COMMERCIAL PLUMBING PERMIT	CALCULATED BASED ON VALUATION PER 1997 UBC Table 1-A
COMMERCIAL SEPTIC PERMIT	\$200.00 PLUS ACTUAL COST OF PLAN REVIEW / INSPECTIONS OR \$300.00 MINIMUM
RENTAL FEES	
RENTAL INSPECTION FEE	\$50.00 PER UNIT
RENTAL LICENSE FEE	\$25 PER APPLICATION
RENTAL LATE FEE	\$25 PER APPLICATION

**City of East Bethel
2018 Fee Schedule**

RENTAL TRANSFER FEE	\$25 PER APPLICATION
RENTAL REINSTATEMENT FEE	\$75 PER APPLICATION
RENTAL RENEWAL FEE	\$50 PER APPLICATION (INCLUDES INSPECTION)
ELECTRIC Permit Fees	
MINIMUM INSPECTION FEES	\$35 PER TRIP
SINGLE FAMILY RESIDENTIAL (UP TO 200 AMP's & 30 CIRCUITS) (NEW OR REMODEL)	\$150 MAXIMUM (FOR 3 INSPECTIONS); NO MAXIMUM IF OVER 200 AMPS; ADDITIONAL TRIPS - \$35
MULTI FAMILY UNITS (SERVICE & HOUSE WIRING SEPARATE)	\$70/UNIT
SWIMMING POOL (TRIP FEE PLUS CIRCUITS)	\$35 PER TRIP; PLUS CIRCUITS
CHANGE OUT, UPGRADE SERVICE OR REPAIR	\$50
0-400 AMP	\$14/EACH
EACH ADDITIONAL 100 AMPS	PLUS \$3 PER RECONNECTED CB
EACH CIRCUIT OR FEEDER 0-30 AMP	\$8/EACH
EACH CIRCUIT OR FEEDER 31 TO 100 AMP	\$10/EACH
EACH ADDITIONAL 100 AMP	ADD \$5 PER 100 AMP
STREET LIGHTS	\$4/EACH
STANDARD TRAFFIC SIGNAL	\$7/EACH
TRANSFORMER 0-10 KILOVOLT-AMPERES	\$10
11-76 KILOVOLT-AMPERES	\$40
OVER 76 KILOVOLT-AMPERES	\$80
FIRE ALARM & ENERGY MANAGEMENT DEVICE	\$10 FIRST 10 OPENINGS OR FIXTURES, \$6.50 EACH ADDITIONAL 10
LIGHTING RETROFIT/REMOTE CONTROL/SIGNALS	
INVESTIGATION FEE	\$100 MINIMUM OR DOUBLE THE PERMIT FEE
CANCELED PERMIT HANDLING FEE	\$35
REINSPECTION FEE	\$35
CIRCUITS & FEEDERS: THE INSPECTION FEE FOR THE INSTALLATION, ADDITION, ALTERATION, OR REPAIR OF EACH CIRCUIT, FEEDER, FEEDER TAP, OR SET OF TRANSFORMER SECONDARY CONDUCTORS.	
Solar/Photovoltaic (PV) Fees	
Inspection for Solar/PV system, 0 watts to and including 5000 watts	\$90
5001 watts to and including 10,000 watts	\$150
10,001 watts to and including 20,000 watts	\$225
20,001 watts to and including 30,000 watts	\$300
30,001 watts to and including 40,000 watts	\$375
40,001 watts to and including 1,000,000 watts	\$375 and \$40 for each additional 10,000 watts over 40,000 watts
1,000,000 watts to 5,000,000 watts	\$3975 and \$25 for each additional 10,000 watts over 1,000,000 watts
5,000,000 watts and larger	\$12975 and \$15 for each additional 10,000 watts over 5,000,000 watts
<ul style="list-style-type: none"> • Watt rating is the total estimated alternating current (AC) energy output of the solar system. The total DC energy output is not used. • Solar PV inspection fees include inverters, modules, panels, combiners, converters, charge controllers disconnecting means and electrical conductors between the inverter and the AC panelboard for stand-alone solar PV systems; or the conductors between the inverter and the service equipment or other power production, distribution and utilization system, such as a utility system and its connected loads, that is external to and not controlled by the solar PV power system. • Additional inspection fees may be applicable on large-scale projects for the inspection of additional electrical infrastructure between the inverter output circuit and the electrical production and distribution network. 	
Solar/PV system Plan Review Fee	\$100/hour
FIRE DEPARTMENT FEES	
FIRE RESPONSE REIMBURSEMENTS:	

**City of East Bethel
2018 Fee Schedule**

MOTOR VEHICLE ACCIDENTS	\$300
PUBLIC UTILITY EMERGENCY SERVICE AND HAZARDOUS	
MATERIAL SPILL OR LEAK:	
LABOR CHARGE	\$15/HOUR
TRUCK CHARGE	\$150/HOUR
COMMERCIAL INSPECTIONS:	
INITIAL & 1ST RE-INSPECTION	NO CHARGE
EACH ADDITIONAL RE-INSPECTION	\$65
FALSE ALARMS - EACH OCCURRENCE	
AFTER 2 FALSE ALARMS WITHIN A CALENDAR YEAR	\$200
TAX CERTIFICATION OF UNPAID FIRE CHARGES	\$70
RECREATIONAL FEES	
ICE ARENA	
ICE ARENA ICE RENTAL - PRIME TIME	\$192/HR
ICE ARENA ICE RENTAL - NON PRIME TIME	NEGOTIABLE
LOCKER ROOM RENTAL	\$7,500
DRY FLOOR EVENTS	NEGOTIABLE
PARKS	
PAVILIONS/SHELTERS - NON RESIDENT	\$50/DAY; \$100 DEPOSIT
PAVILIONS/SHELTERS - RESIDENT	\$100 DEPOSIT
IRRIGATED BALLFIELDS - NON RESIDENT	\$20/DAY; \$100 DEPOSIT
IRRIGATED BALLFIELDS - RESIDENT	\$20/DAY; \$100 DEPOSIT
IRRIGATED BALLFIELDS; TOURNAMENT	\$350/TOURNAMENT; \$200 DEPOSIT
NON IRRIGATED BALLFIELDS - NON RESIDENT	\$10/DAY; \$100 DEPOSIT
NON IRRIGATED BALLFIELDS - RESIDENT	\$100 DEPOSIT
NON IRRIGATED BALLFIELDS - TOURNAMENT	\$50/FIELD; \$100 DEPOSIT
NON IRRIGATED SOCCER FIELD	\$0/WEEK; \$100 DEPOSIT
NON IRRIGATED SOCCER FIELD - TOURNAMENT	\$0/TOURNAMENT; \$100 DEPOSIT
CONCESSION STAND; SAA SEASON, MONDAY-FRIDAY	\$1,000/SEASON
CONCESSION STAND; WEEKEND TOURNAMENTS	\$300/WEEKEND; \$300 DEPOSIT
CONCESSION STAND; ONE DAY FEE NON TOURNAMENT	\$50/DAY
WHISPERING ASPEN COMMUNITY CTR - NON RESIDENT	\$50/DAY; \$100 DEPOSIT
WHISPERING ASPEN COMMUNITY CTR - RESIDENT	\$100 DEPOSIT

EXTRACTED FROM 1997 UNIFORM BUILDING CODE

TABLE NO. 1-A – BUILDING PERMIT FEES

TOTAL VALUATION	FEE
\$1.00 to \$500	\$23.00
\$501.00 to \$2,000.00	\$23.50 for the first \$500.00 plus \$3.05 for each additional \$100.00, or fraction thereof, to and including \$2,000.00
\$2,001.00 to \$25,000.00	\$69.25 for the first \$2,000.00 plus \$14.00 for each additional \$1,000.00, or fraction thereof, to and including \$25,000.00
\$25,001.00 to \$50,000.00	\$391.25 for the first \$25,000.00 plus \$10.10 for each additional \$1,000.00, or fraction thereof, to and including \$50,000.00
\$50,001.00 to \$100,000.00	\$643.75 for the first \$50,000.00 plus \$7.00 for each additional \$1,000.00, or fraction thereof, to and including \$100,000.00
\$100,001.00 to \$500,000.00	\$993.75 for the first \$100,000.00 plus \$5.60 for each additional \$1,000.00, or fraction thereof, to and including \$500,000.00
\$500,001.00 to \$1,000,000.00	\$3,233.75 for the first \$500,000.00 plus \$4.75 for each additional \$1,000.00, or fraction thereof, to and including \$1,000,000.00
\$1,000,001.00 and up	\$5,608.75 for the first \$1,000,000.00 plus \$3.15 for each additional \$1,000.00, or fraction thereof
Other Inspections and Fees:	
1. Inspections outside of normal business hours	\$47.00 per hour*
2. Reinspection fees assessed under provisions of Section 305.8	\$47.00 per hour*
3. Inspections for which no fee is specifically indicated (minimum charge – one-half hour)	\$47.00 per hour*
4. Additional plan review required by changes, additions or revisions to plans	\$47.00 per hour*
5. For use of outside consultants for plan checking and inspections, or both	Actual costs **

* Or the total hourly cost to the jurisdiction, whichever is the greatest. This cost shall include supervision, overhead, equipment, hourly wages and fringe benefits of the employees involved.

** Actual costs include administrative and overhead costs.